

CRYST RAMA



1958

95 Cantiague Rock Road, Westbury NY 11590
ph:516.931.9090 fax: 516.931.1254
info@crystorama.com www.crystorama.com

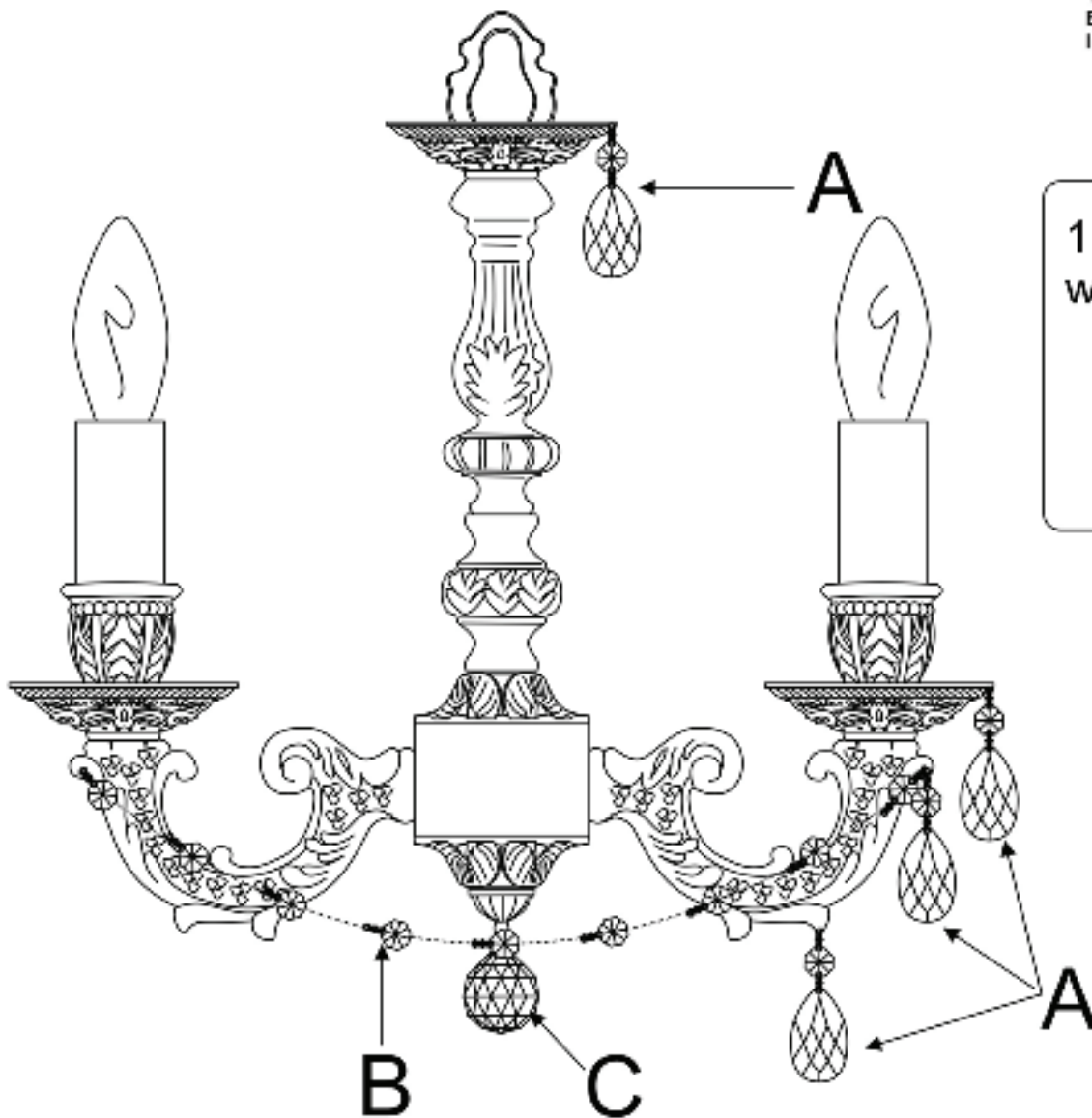

MODEL#:5504-Clear ASSEMBLY AND DRESSING INSTRUCTIONS





All electrical components must be installed by a licensed electrician in accordance with the National Electric Code and the appropriate local electrical codes.




1 Bobeche
with 4 A Trim.



A=  (14mm+38mm)*28sets

B=  (14mmX9pcs)*4sets

C=  (1x30mm Ball)*1pc



You will need 4 - Cand. Bulb
40 Watts Recommended
60 Watts Max
Bulb not included.