

CRYST RAMA



1958

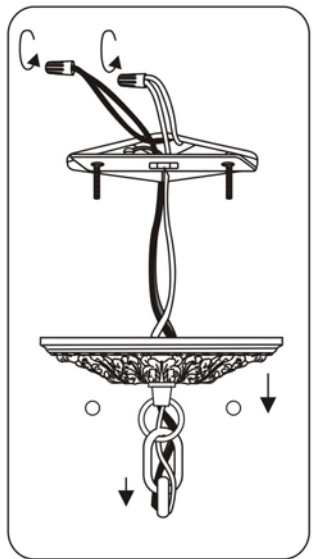
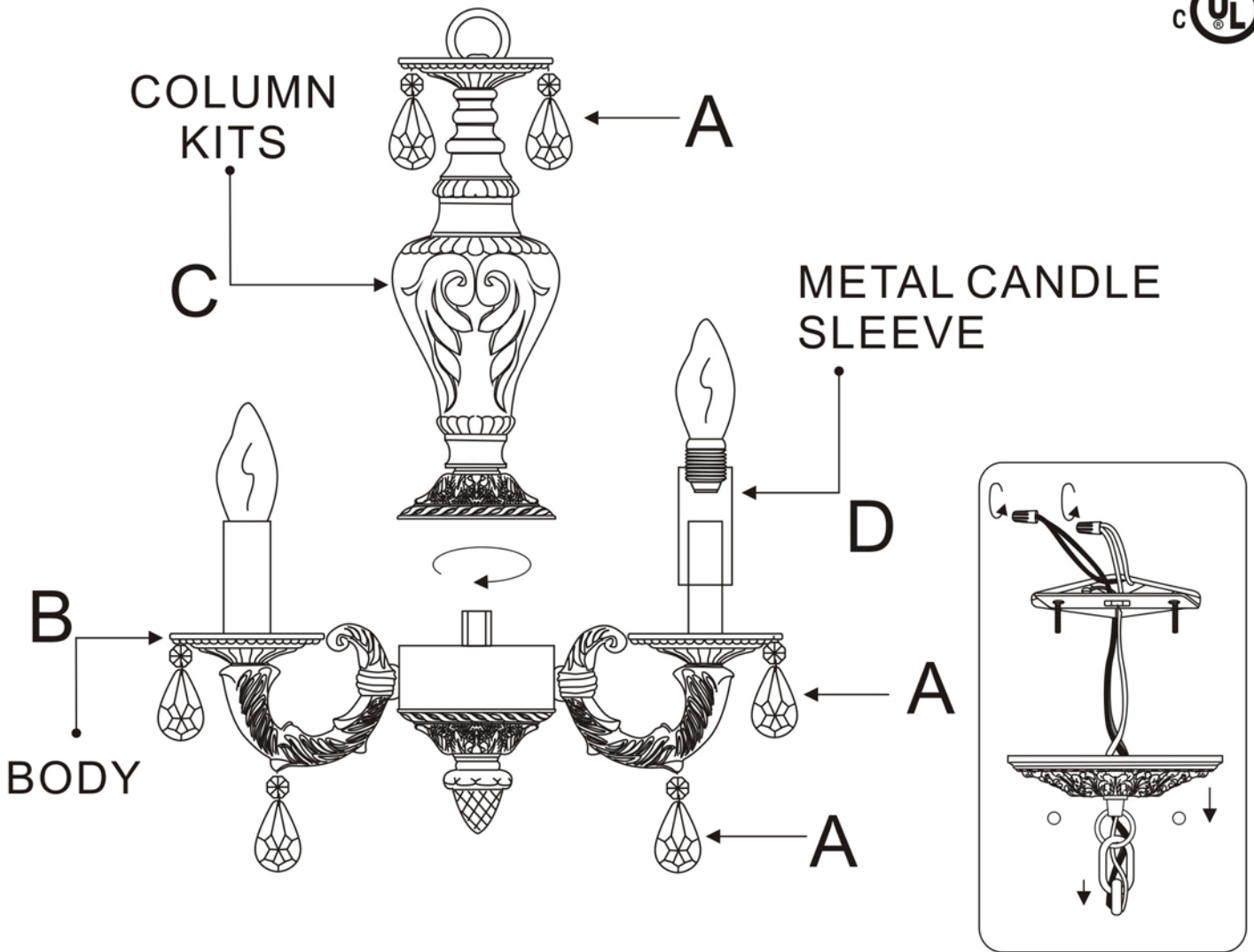
95 Cantiague Rock Road, Westbury NY 11590
 ph:516.931.9090 fax: 516. 931.1254
 info@crystorama.com www.crystorama.com

MODEL#:5024 ASSEMBLY AND DRESSING INSTRUCTIONS


WARNING:

Electrical Danger Turn Power Off

All electrical components must be installed by a licensed electrician in accordance with the National Electric Code and the appropriate local electrical codes.



You will need 4 - Cand.Bulb
 40 Watts Recommended
 60 Watts Max
 Bulb not included.

A =  (14mm+38mm) x 24sets

- ASSEMBLY STEPS:**
- 1) C → B
 - 2) D → B
 - 3) A → B.C