

# CRYST RAMA



1958

95 Cantiague Rock Road, Westbury NY 11590  
 ph:516.931.9090 fax: 516.931.1254  
 info@crystorama.com www.crystorama.com

## MODEL#: 1148-CL-MWP ASSEMBLY AND DRESSING INSTRUCTIONS



WARNING:



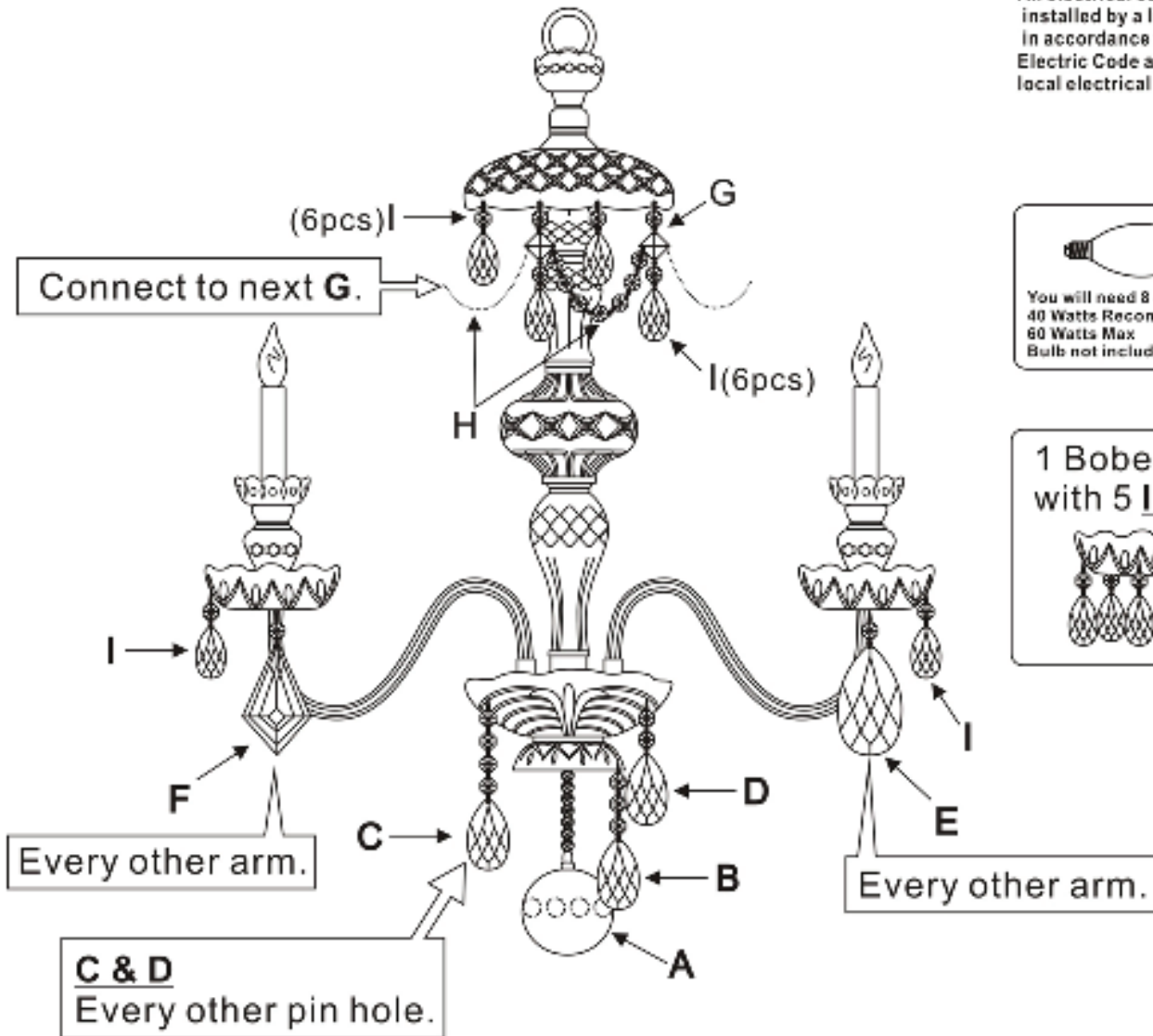

Electrical Danger Turn Power Off


All electrical components must be installed by a licensed electrician in accordance with the National Electric Code and the appropriate local electrical codes.





You will need 8 - Cand. Bulb  
 40 Watts Recommended  
 60 Watts Max  
 Bulb not included.


1 Bobeche  
 with 5 I Trim.





A=  (1x 80mm Ball + 7x12mm Ball) x 1set

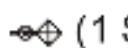
B=  (27/64-2.5" + 3 jewels) x 4sets

C=  (27/64-2.5" + 4 jewels) x 5sets

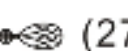
D=  (27/64-2.5" + 2 jewels) x 5sets

E=  (27/100-4") x 4sets

F=  (2511-4") x 4sets

G=  (1 Square + 1 jewel) x 6sets

H=  (7 jewels strand) x 6sets

I=  (27/50-2") x 52sets